

WELCOME  
to




# INFORMATION BOOKLET FOR P1 PARENTS (2024 INTAKE)



A Happy Loving Learning School

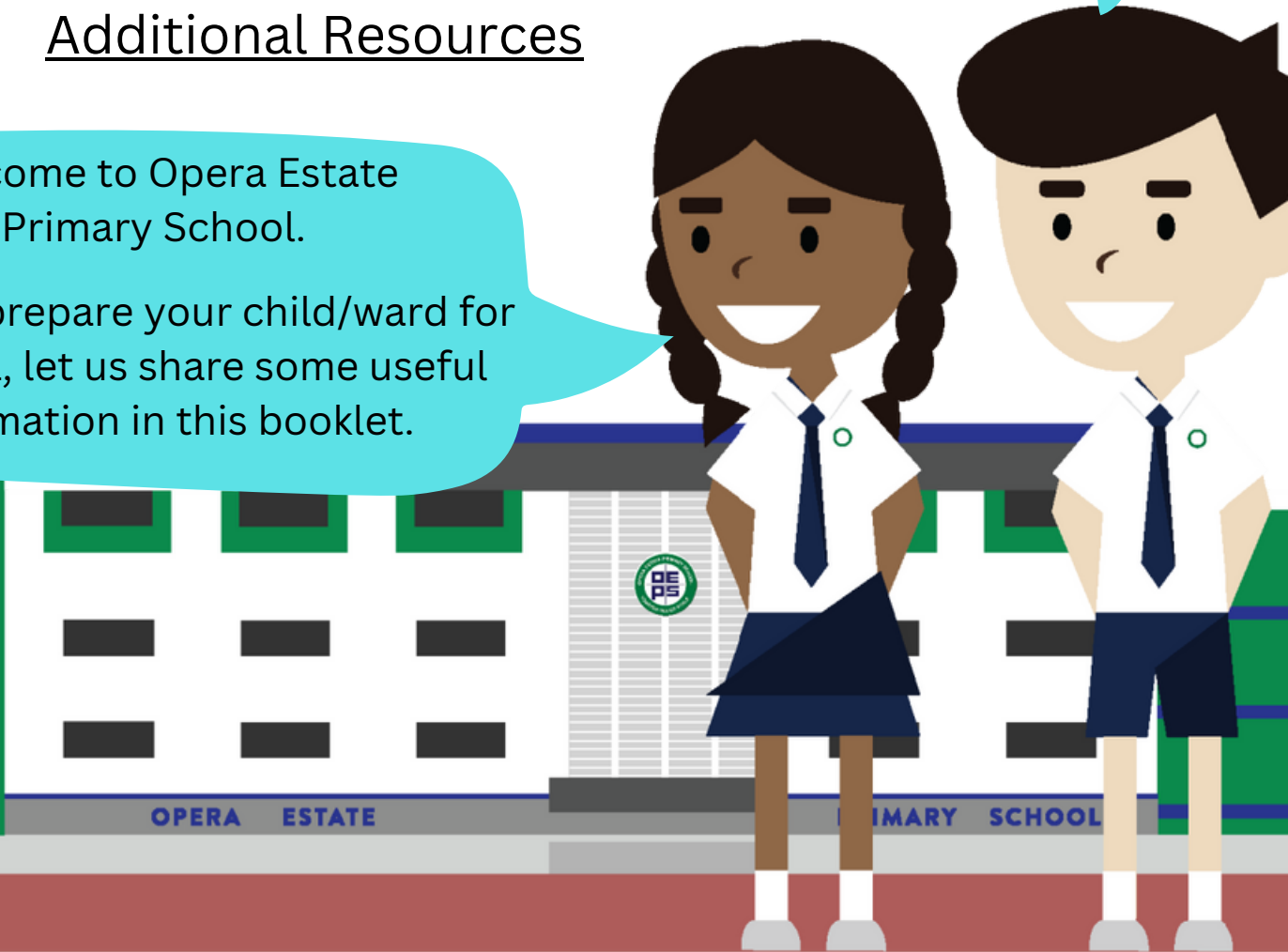
# CONTENT

1. First Day of School
2. Packing the School Bag
3. School Terms and Curriculum Hours
4. Arrival and Dismissal Gates
5. Dismissal Arrangement
6. Road Safety
7. School Uniform
8. School Bookshop
9. Recess and Snack Break
10. Absence from School
11. Pupil's Diary and Locker
12. Additional Resources

Click on  should you wish to return to this 'Content' page.

Welcome to Opera Estate Primary School.

To better prepare your child/ward for Primary 1, let us share some useful information in this booklet.



# 1. First Day of School

The academic year for 2024 will commence on Tuesday, 2 January 2024. Only Primary One pupils will be reporting to school on the first day.

Reporting time for Primary One pupils will be 7.30 a.m. A maximum of 2 parents/guardians may accompany the child/ward into the school on the first day of school.

The school will be organising a talk to support parents in helping your child in P1 transition on that day, from 8 a.m. to 10.30 a.m.

Parents will also have an opportunity to observe your child during recess on the first day.

P1 pupils will be dismissed at 1.20p.m. on that day.



## 2. Packing the School Bag

In helping to manage the weight of your child's/ward's school bag, please follow the guidelines below.

Please ensure that all books/items/belongings are clearly labelled with his/her name and P1 class (which will be made known via Parents Gateway by the first week of December 2023).

### Things to bring to school daily:

- OEPS Pupil's Diary 2024(*will be given on the first day of school*)
- stationeries & colour pencils
- school homework file
- a lightweight English & Mother Tongue storybook
- water bottle
- \$3 pocket money in a small wallet/coin pouch for buying recess meal
- healthy, light snacks for mid-day break



# Packing the School Bag

Day & Date	Books/Items to Pack
Tuesday, 2 Jan	<ol style="list-style-type: none"><li>1. My Form Teacher Guidance Period (FTGP) Journal P1</li><li>2. Social Studies Activity Book 1</li><li>3. Physical Education: An Active and Healthy Me - Student Journal Primary 1</li><li>4. STELLAR Handwriting Book</li><li>5. Little Writer's Jotter Book</li><li>6. Report Book</li><li>7. Mini whiteboard with whiteboard marker &amp; eraser</li><li>8. Fast Kit</li></ol> <p>(The above items will be kept in the classroom.)</p>
Wednesday, 3 Jan	<ol style="list-style-type: none"><li>1. English Ring File (Purple) with *10-part dividers</li><li>2. Math Ring File (Blue) with *10-part dividers</li><li>3. Mother Ring Tongue File (Yellow) with *10-part dividers</li><li>4. English Project File (Purple)</li></ol> <p>*Please insert the dividers into all the 3 files.</p>
Thursday, 4 Jan	<ol style="list-style-type: none"><li>1. Pack according to the timetable that will be issued on the first day of school.</li><li>2. Bring only the 1A textbooks and workbooks of the respective subjects according to the day's timetable.</li><li>3. Art materials to be packed in the Art bag (child's/ward's name and class to be clearly labelled). Bring Art materials on the first Art lesson.</li><li>4. A small number lock for child's locker.</li></ol>
Friday, 5 Jan	As per timetable.

### 3. School Terms

Semester 1	
Term 1	Tuesday 2 January 2024 to Friday 8 March 2024
Term 2	Monday 18 March 2024 to Friday 24 May 2024

Semester 2	
Term 3	Monday 24 June 2024 to Friday 30 August 2024
Term 4	Monday 9 September 2024 to Friday 15 November 2024

### Curriculum Hours

Monday, Tuesday, Thursday & Friday	7.30 a.m. to 1.30 p.m.
Wednesday	7.30 a.m. to 12.30 p.m.



Pupils arriving in school after 7.30 a.m. will be recorded as 'Late'.



## 4. Arrival Gates

The following gates will be opened in the morning from 6.45 a.m.:

### **Bus Stop Gate**

(along Fidelio Street)



### **Canteen Gate**

(along Swan Lake Avenue)



Parents/Guardians driving child/ward to school are advised to adhere to the 'Drop and Go' regulation should you wish to alight your child in front of the bus stop gate. Alternatively, you can park your car at a convenient place along Fidelio Street or Swan Lake Avenue and walk your child to the Bus Stop gate.

Your cooperation to observe the traffic regulation and to avoid crowding is much appreciated to facilitate the smooth and safe arrival of our pupils to school during the morning busy hours.



# Dismissal Gates

The following gates will be opened during dismissal from 1.30 p.m. daily except for Wednesdays at 12.30 p.m. :

Bus Stop Gate - along Fidelio Street	For pupils taking public bus service 42 or fetched by parents/guardians.
Canteen Gate - along Swan Lake Avenue	For pupils fetched by parents/guardians.





## 5. Dismissal Arrangement

Familiarise your child/ward with his/her going home arrangement. Indicate clearly the dismissal arrangement on his/her name tag as well as in the Pupil's Diary for easy reference by the Form Teachers.

At dismissal, teachers will usher pupils to their respective dismissal points as listed below.

Dismissal Arrangement	Assembly Point & Procedure
Taking school bus	<b>School Hall.</b> Bus drivers will fetch pupils from the school hall.
Attending school-based Student Care Centre (SCC)	<b>Classroom.</b> SCC caregivers will fetch pupils from their respective P1 classrooms to the SCC.
Going home with older siblings studying in OEPS	<b>In front of bookshop.</b> Older siblings going home via either school gates can fetch P1 sibling from the sibling waiting area which will be in front of the bookshop.
*To be fetched by parents /guardians	<b>Bus Stop Gate/Canteen Gate.</b> Inform your child/ward the specific gate that he/she will be fetched. Teachers will accompany pupils to the Bus Stop/Canteen Gate for dismissal.
Taking private school bus	<b>Parade Platform.</b> Bus drivers will fetch pupils from the parade platform.

*\* In the event that you are unable to turn up on time at dismissal, guide your child/ward to approach the staff at the General Office.*

## 6. Road Safety

For the safety of our pupils, unauthorised vehicles are not allowed into the school compound between 7 a.m. to 2 p.m.

Parents/Guardians are strongly encouraged to park your vehicles along Swan Lake Avenue or further down Fidelio Street when waiting to pick your child/ward up. Remind your child/ward to cross safely using the traffic lights/zebra crossing.

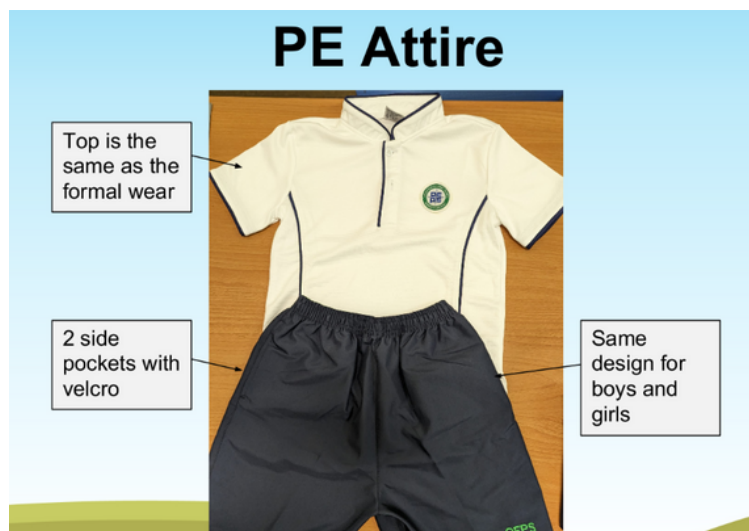
In the event of inclement weather, parents/guardians can drive into the school compound to drop the child/ward off at the sheltered school foyer.



# 7. School Uniform

Refer to the guidelines on school uniform in the Pupil's Diary.

The top for formal attire and PE are the same. Pupils are allowed to put on PE shorts on days when there are PE or PAL lessons. Boys should put on bermudas while girls to wear skorts on other days. Students are recommended to purchase 2-3 pairs of the PE shorts.



# Name Tag

Pupils are to have the iron-on name tag on their top.

The name tag is to be placed above the school crest as shown below.



Your child will be issued a plastic name tag with a lanyard during the Orientation Day. Please ensure that your child/ward puts on this lanyard for the first 2 weeks of school until he/she settles into the dismissal routine.

My name is UNNATI REDDY  
I am in 1D

**OPERA**

My dismissal arrangement (please tick one):

<input type="checkbox"/>	School Bus Number _____ (e.g. Bus 6A)
<input type="checkbox"/>	Main Gate (Bus Stop @ Fidelio Street)
<input type="checkbox"/>	Back Gate (Canteen Gate via Swan Lake)
<input type="checkbox"/>	After School Care (Knowledge Park SCC)
<input type="checkbox"/>	Going home with sibling*
<input type="checkbox"/>	Others (please specify: _____)

\*Sibling's Name: \_\_\_\_\_ Class: \_\_\_\_\_



## 8. School Bookshop

The school bookshop operates from 8 a.m. to 3 p.m., Monday to Friday.

During school term, parents/guardians are only allowed to visit the bookshop after school dismissal. Please refer to the timing schedule in the table below should you wish to make purchases from the school bookshop.

Day(s)	Timing
Monday, Tuesday, Thursday & Friday	2 p.m. to 3 p.m.
Wednesday	12.30 p.m. to 3 p.m.



## 9. Recess

Recess timings for the first day of school will be staggered as follows:

Day & Date	Recess Timing
Tuesday, 2 Jan	1C, 1D & 1G: 8.30 a.m. to 9.15 a.m. 1H, 1I & 1J: 9.30 a.m. to 10.15 a.m.
Wednesday, 3 Jan onwards	All P1 Classes: 9.30 a.m. to 10 a.m.

Parents/Guardians are welcomed to observe child/ward during his/her first day of recess. To help pupils ease into the school routine, we strongly encourage parents/guardians to pack food for your child/ward to consume during recess until he/she is ready to manage buying food items with their pocket money.

Teachers will be with the pupils to guide and oversee their safety during recess. Pupils will be assigned P4 recess buddies from 3 January to 12 January to help pupils settle into the recess routine.



# Snack Break

Pupils will have a 10-minute snack break daily, between 12 p.m. to 12.30 p.m. (except Wednesdays at 11 a.m.) Do pack some healthy, light snacks that your child/ward can eat in the classroom.



## 10. Absence from School

Inform the General Office staff or your child's/ward's Form Teacher in the event that he/she is unwell and will be absent from school.

A medical certificate or a letter of excuse is to be submitted to your child's/ward's Form Teacher when he/she returns to school.

The school permits up to **5 letter of absences only** per semester.





# 11. Pupil's Diary

Complete the 'Personal Particulars' page in the Pupil's Diary. Pupils are to bring the Pupil's Diary to school daily to record notes/homework.

The Pupil's Diary also serves as a form of communication between parents/guardians and teachers.

Do go through the school rules in the Pupil's Diary with your child/ward. The school seeks your partnership in ensuring that pupils observe the school rules at all times.

## Pupil's Locker

Every pupil will be issued a personal locker. The locker is meant for pupils to keep their Art bag with the Art materials as well as their mini whiteboards.

Get your child/ward to bring a lock, preferably a number padlock to avoid loss of key. Remind your child/ward NOT to keep his/her textbooks/workbooks in the locker.



## 12. Additional Resources

The parent-child activity e-book (PCAB) is accessible via Parents Gateway as well as on the P1 webpage.

The PCAB has useful tips as well as purposeful activities that parents/guardians can engage child/ward in to help prepare for their Primary 1 journey ahead.

Have fun bonding with your child/ward over the activities!





For further information, you may refer to [P1 Orientation for 2024 intake](#) on our OEPS website.



May your child/ward have a happy loving learning experience in OEPS!



OPERA ESTATE

PRIMARY SCHOOL